










Flag Base	Compatible with:	Location*	Notes
	SM/ME/LA/XL	Outdoor Use Indoor Use	✓ ✓ Always use the weighted ring
	SM/ME/LA	Outdoor Use Indoor Use	✓ x Only use on compact ground, not suitable for loose soil or wood chips
	SM/ME/LA/XL	Outdoor Use Indoor Use	✓ x Only use on compact ground, not suitable for loose soil or wood chips
	SM/ME/LA/XL	Outdoor Use Indoor Use	✓ ✓
	SM/ME SM/ME/LA/XL	Outdoor Use Indoor Use	✓ ✓ Weighted ring recommended
	SM/ME/LA	Outdoor Use Indoor Use	✓ ✓
	SM/ME/LA/XL	Outdoor Use Indoor Use	✓ ✓
	SM/ME/LA/XL SM/ME/LA/XL	Outdoor Use Indoor Use	✓ ✓ For use with cross bases, square base Not suitable for use on its own
	SM/ME/LA/XL	Outdoor Use Indoor Use	✓ x

*If using flag indoors, please consider ceiling heights