


Linear allows you to deliver a show stopping custom built exhibition stand, attractive and durable aluminium finish ideal for large impressive display and retail environments.



### Features & benefits


- Portable and easy to assemble
- Anodised aluminium construction
- 75mm round modular post system as standard
- Available in 4 different graphic sizes 2000mm(h) x 500mm(w), 1000mm(w) 2000mm(w) and 3000mm(w)
- Steel oval bases supplied as standard



### Recommended accessories:



Linear standard shelf - **LN130**



LED Flood light **PS1050**  
Requires **US-LINEAR**



Acrylic stacks **LN602-LCA**

### Hardware specifications

Overall assembled size (mm):

- 2000(h) x 1050(w) x 400(d)
- 2000(h) x 1550(w) x 400(d)
- 2000(h) x 2550(w) x 400(d)
- 2000(h) x 3550(w) x 400(d)


### Linear Straight Graphic Panel Kit A includes:



Please note that the above kit is based on a LK020-D


**Important:** Once frame is complete apply steel tape around the frame and PVC extrusion

To attach the graphic simply apply mag tape to the graphic and align the graphic with the frame



Attach base to male post using M10 bolt and allen key. Ensure clear washer is between base & post. Repeat step for 2nd post.

Attach horizontal beams to the vertical frame side. Tighten locks using a 5mm allen key. If using rigid infill graphics, slide these in to position before tightening beams.



Align and slide female post over male post, tighten both grub screws using a 2mm allen key. Repeat step for 2nd post.



To attach the PVC wing simply click the PVC wing into the channel on the linear until fully secure

**Important:** Once frame is complete apply steel tape around the frame and PVC extrusion

