




Innovative stylish and robust graphic display that can be customer to any purpose. The perfect way to display your graphics at exhibition and within retail settings.

Features & benefits


- Portable and easy to assemble
- Anodised aluminium construction
- 75mm round modular post system as standard
- Available in 3 different graphic sizes: 2000mm(h) x 1000mm(w), 2000mm(w), 3000mm(w)
- Steel oval bases supplied as standard



Recommended accessories:



Linear standard shelf - **LN130**



LED Flood light **PS1050**
Requires **US-LINEAR**



Acrylic stacks **LN602-LCA**

Hardware specifications


Hardware dimensions (mm):

2000(h) x 1555(w) x 390(d)
2000(h) x 2505(w) x 530(d)
2000(h) x 3330(w) x 845(d)

Graphic fixing options




Mag taped



Rigid infill


Linear Curved Graphic Panel Kit B includes:




Please note that the above kit is based on a LK024-E




To attach the graphic simply apply mag tape to the graphic and align the graphic with the frame



Attach horizontal beams to the vertical frame side. Tighten locks using a 5mm allen key.



Attach assembled frame to vertical posts using 4 x 150mm beams. Tighten locks using a 5mm Allen key.



Align and slide female post over male post, tighten both grub screws using a 2mm allen key. Repeat step for 2nd post.



Attach base to male post using M10 bolt and allen key. Ensure clearwasher is between base & post. Repeat step for 2nd post.

