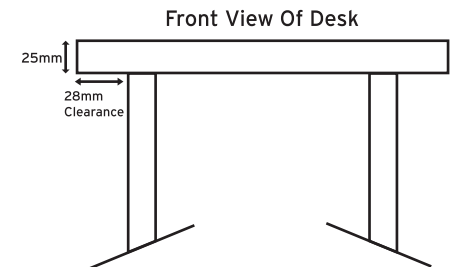
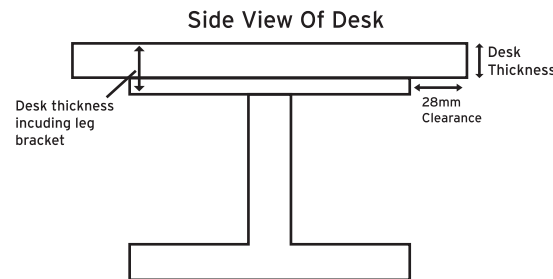
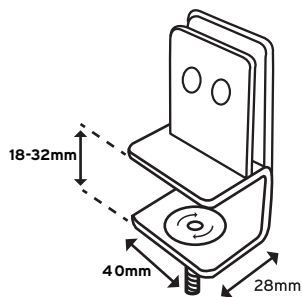


How to Measure Your Desk for a Desk Screen (Spectrum Acrylic)

To ensure that the desk screen you order fixes to your desk correctly it is important that you measure your desk correctly. This guide is for our Spectrum Acrylic Desk Screen Ranges.

For other ranges please see the relevant guide.

The standard clamp we supply with our desk screens is a 'C' shaped clamp and adjusts to fit desks that are 18-32mm thick. This clamp also needs a clearance of 28mm on top and underneath the desk. The acrylic screen slots into the clamp and is held in place with 2 grub screws. The clamp can be attached anywhere along the screen so can be moved to avoid any obstructions under the desk. If there are any obstructions under the desk where the clamp will fit, such as leg brackets, then you need to include these in the measurement - see diagrams below:



If your desk is more than 32mm thick please contact us on 01733 511030 for other clamp options. Please note, there may be a charge for substitute clamps.