



LCD Screen not supplied

This cosmopolitan stand will lend an important audio visual element to your display. A must have for any showroom, reception or exhibition.

features & benefits

- Portable and easy to assemble
- Anodised aluminium construction
- Supplied with 6 adjustable A4 leaflet holders
- 50mm round modular post system as standard
- 450mm dia steel dome bases supplied as standard with extra weight for higher stability
- Supplied with an LCB bracket
- Overall assembled size
1860mm (h) x 595mm (w) x 450mm (d) approx




450mm dia Steel dome
(weight 7.5kg approx)

Recommended
carry bag: LPB



Extra weight for dome base
(weight 9kg approx)



Pocket depth:
20mm approx
(weight 1.8kg approx)

Vertical position and
angle of the leaflet
holder can be adjusted



Small LCD bracket
(weight 1kg approx)

hardware specifications

Hardware dimensions (mm):

1860mm (h) x 595mm (w) x 450mm (d) approx

Weight

32kg approx

LCD bracket

Max weight 4kg

Linear Kit includes:



Extra weight for dome base

Female post x 1 (weight 1 kg approx)

Small LCD bracket (LCD not included)


Leaflet holder kit x 6 (weight 10.8 kg approx)

PVC clear washer x 1

Allen key



Attach leaflet holder to the post. Slide flat bar of holder into the channel of linear post. **Ensure thumb fastener threads are flush to the flat bar.** Position & angle holder to suit, tighten both thumb fasteners to secure the holder to the post. Repeat step for remaining holders.



Align and slide female post over male post.



To attach the screen, align screw fixings with holes on rear of LCD screen. Fix LCD bracket in place with screws provided.




Slide the LCD bracket into the channel. Move to the required position.



Once in position, tighten the bracket onto the linear post



Screw dome base with round post



Place screw through weight and dome base.



Place weight in centre of dome base.